

NEW! One-Day, Multi-Session Conference


Covers *all* Mac®
and PC versions
of Photoshop®!

The
Conference for


Adobe® Photoshop® USERS

For graphics,
design and
Web professionals
at all
experience levels

Presented by: **CompuMaster®**

 Find us on Facebook

 Follow us

 Subscribe to our channel

How'd they do that?

Like most designers, you probably devour new, attention-riveting images—whether electronic or printed—for hints you can use to create your own design masterpieces.

But it's not easy to figure out how a great graphic is created. The books don't tell you how to do the really cool stuff, and all those articles that give you paint-by-number-like directions on which tool to use and what layer to choose don't really increase your skills or capabilities.

For most of us, the best way to really learn these unique design techniques is to have a Photoshop® guru *demonstrate* the steps, explaining the thought process and logic behind each so we can duplicate the results or strike off in a new direction from where they left off.

So how do you get time with someone like that—a designer who knows Photoshop from the most basic to the most advanced and is willing to show you his or her hard-learned secrets, tips and tricks?

It's simple ... attend this conference. This is a one-day, information-packed event with just one goal: To boost your skills and techniques so that you can be more creative, work faster and produce better images when you use Photoshop as part of your design responsibilities.

Are you new to Photoshop and its incredible possibilities? Then Track One of this conference is perfect for you, because it's loaded with techniques and tips that will have you looking like a pro in no time.

Or maybe you're already an experienced Photoshop user wanting to do even more—our "Secrets, Techniques and Methods for Photoshop Pros" sessions (Track Two) will help you discover new ways to do complex graphics easier and faster and get you up to speed with the great new capabilities the latest Photoshop release has to offer.

Whether you follow one of the two tracks for the entire day or mix and match among the 10 separate sessions, you can be sure that these sessions are led by Photoshop professionals selected for their real-world experience *and* their training ability.

To find out more about this exceptional opportunity to learn skills that will allow you to be more creative and productive every time you use Photoshop, please call toll free 1-800-867-4340.



Attend this conference and you'll go back to your computer knowing how to:

- Get the most out of the multitude of tools packed into this awesome application
- Cut your production time significantly with the help of Photoshop gurus' tricks and shortcuts ... no more deadline panic!
- Produce out-of-this-world special effects that will leave other designers scratching their heads
- Avoid the techno-glitches that can destroy hours of your hard work
- Get great results even when the images you're working with leave a lot to be desired
- Leverage the integration with Adobe® Mini Bridge for digital asset management
- Speed up your work flow by letting your computer automate the most time-consuming tasks
- Create Web graphics that pack a whole lot of bang into every byte
- And much more!

Could you learn all this on your own? Maybe. But why spend frustrating hours noodling around and making mistakes when you can streamline the process—be faster and more productive than ever—in just one day!

Don't miss this cutting-edge, information-packed conference. Call now to reserve your spot: 1-800-867-4340.

WHO SHOULD ATTEND?

This conference—which is for both Macintosh® and Windows® users—is a not-to-be-missed opportunity for:

- Graphic artists
- Web designers
- In-house art departments
- Photographers
- Motion graphics artists
- Print shop employees
- Art directors
- Desktop publishing specialists
- Educators
- Ad agency personnel
- Anyone interested in enhancing their Photoshop skills in just one day

Opening Session:

Photoshop® Wizardry: A behind-the-scenes look at how digital masterpieces are created

In this exciting start to a fast-track day, you'll get to see how some top-of-the-line designers have used Photoshop to create compelling, award-winning work. Demonstrations will show you how to use unique combinations of applications and techniques to create stunning graphic images ... even the most experienced Photoshop user will come away with fabulous new methods that can be put to use immediately. This is a great opportunity to get a sense of what's possible with this incredible software ... get the inside scoop on how some of today's coolest images were created ... learn some of the best-kept secrets of Photoshop experts ... and come away inspired and ready to put your new skills and knowledge to work in your own creative endeavors.

You're invited to attend ...

The
Conference for
Adobe® Photoshop® Users



before



after

Conference at a Glance

8:00 – 8:30 a.m.	REGISTRATION	
Opening Session: 8:30 – 9:25 a.m.	Photoshop Wizardry: A behind-the-scenes look at how digital masterpieces are created	
	TRACK ONE: MASTERING THE BASICS OF PHOTOSHOP	TRACK TWO: SECRETS, TECHNIQUES AND METHODS FOR PHOTOSHOP PROS
Session 1: 9:30 – 10:30 a.m.	Touring the Photoshop environment	Tapping the creative power of layers, masks and channels
10:30 – 10:45 a.m.	BREAK	
Session 2: 10:45 – 11:45 a.m.	Customizing <i>your</i> Photoshop	Ready to upgrade? Here's the buzz on Photoshop's <u>best</u> new features
11:45 a.m. – 1:00 p.m.	LUNCH (on your own)	
Session 3: 1:00 – 2:00 p.m.	Taking the mystery out of layers	Turn so-so images into sensational ones! Picture-perfect repairs and touch-ups
2:00 – 2:15 p.m.	BREAK	
Session 4: 2:15 – 3:15 p.m.	It's all in the selection	The secrets to great color and stunning special effects
3:15 – 3:30 p.m.	BREAK	
Session 5: 3:30 – 4:30 p.m.	Let Photoshop bring out the creativity in you	How to save time by automating Photoshop actions

**To enroll,
call toll free
1-800-867-4340,
on-line at
www.compumaster.net
or fax us at
1-913-432-4930**

Adobe®, Creative Suite® and Photoshop® are registered trademarks of Adobe Systems Incorporated. Adobe product screen shots reprinted with permission from Adobe Systems Incorporated. Mac® and Macintosh® are registered trademarks of Apple Inc. Windows® is a registered trademark of the Microsoft Corporation. CompuMaster claims no ownership interest in the trademarks.

Track One

Mastering the Basics of Photoshop®

Session 1:

Touring the Photoshop environment

Photoshop's updated interface is the most efficient, streamlined and user-friendly to date. Here you'll be treated to a guided tour of the main elements as well as new enhancements that create a smoother and overall better user experience. You'll learn how to collapse, expand, move, resize and even change panels the easy way. You'll discover how to access Photoshop's most important tools through the valuable Tools Panel. We'll also explain the impressive Applications, Status and Options bars ... show you the many ways you can arrange multiple images on the screen with the Arrange Documents option ... and wow you with how easy it is to search, view and organize your digital images with the integrated Adobe® Mini Bridge.

Session 2:

Customizing your Photoshop

You have your own way of doing things. With Photoshop, you can customize your workspace to suit your needs and work flow. In this session, you'll learn how to create, save and switch workspaces ... swap out your Screen Mode to create more room to view your image ... create your own specialized presets ... uncover keyboarding shortcuts the experts use ... and take advantage of key preference settings that will help you get more done faster. You'll also make sense of one of the least understood features of Photoshop—the history function—and how to record all the changes you make to an image. Plus, much more.

Session 3:

Taking the mystery out of layers

Layers are one of Photoshop's most revolutionary features—and one of the most confusing. In this session, we'll make sense of the mysterious world of layers and show you how Photoshop's newest features can make editing a snap. For starters, we'll ground you in the basics—everything from how to make layers transparent and utilize fill layers to how to move and stack layers. From there, you'll learn how to copy an object in one layer and paste it in the exact same location in another using the Paste in Place feature and how to merge, link and color-code layers. In addition, you'll explore how to add layer styles for that “wow” effect and create stunning custom vignettes using a layer mask.



Session 4:

It's all in the selection

Photoshop is the heavy hitter of the selection world. No wonder you're feeling overwhelmed by the program's vast array of selection tools. In this session, we'll clarify exactly what each tool—including the Marquee, Lasso, Quick Selection and Crop—does and when and how to use it. You'll also learn little-known ways to precisely move, manipulate, slice, invert, grow, rotate and scale images—without wasting valuable time. Got a background or image you're not crazy about? See how to delete it with the amazing Eraser tool. Need to clean up your selection? Explore the new intelligent selection technology that will allow you to make precise selections. The only limit is your imagination.

Session 5:

Let Photoshop bring out the creativity in you

Photoshop's editing tools are great for improving images. But if you want to really boost your creativity into the stratosphere, you've got to master the in's and out's of Photoshop's painting and drawing tools. In this session, you'll learn how to quickly and easily retouch images the way the experts do as well as repair and restore images. You'll also learn how to add special effects to bring life to ho-hum text. Imagine knowing how to warp text, place an image behind it or allow a layer to shine through it. Plus, you'll find out how to use the new features of Photoshop to change a photograph into a painting for a stunning visual effect ... add dramatic lighting, effects, shadows and highlights to images ... and even frame your photos for that super-professional, “finished” look.

e-mail



Track Two



Secrets, Techniques and Methods for Photoshop® Pros

Session 1:

Tapping the creative power of layers, masks and channels

Anyone who creates and edits images and composites knows how labor-intensive it can be. Why go the long way around the block? Find out how to get the job done faster, more creatively and without the frustration (and failures) using Photoshop's innovative Layers Palette. This session shows you step by step how to work quickly and easily with multiple layers, layer masks, blend modes and other options to turn out great-looking images. You'll also learn how to avoid quality degradation by converting layers into a Smart Object and how to apply the Puppet Warp feature to image layers and masks to warp and stretch any object to create amazing new looks for your designs.

Session 2:

Ready to upgrade? Here's the buzz on Photoshop's best new features

Trying to decide whether to upgrade to the latest version of Photoshop? Don't miss this session. We'll take a firsthand look at some of Photoshop's hottest new features—including how to use Adobe® Repoussé technology to create incredible 3-D items from any text layer, selection, path or layer mask ... the new painting effects such as the Mixer Brush and Bristle Tips ... and the new Automatic Lens Correction feature and the Straighten Image tool. You'll also discover how seamlessly Photoshop integrates with other Creative Suite® applications.

Session 3:

Turn so-so images into sensational ones! Picture-perfect repairs and touch-ups

The process of correcting and perfecting images can be downright painful sometimes. Not anymore. Photoshop offers the most powerful, exciting and easy-to-use tools for repairs and touch-ups—and that's what this session is all about. We'll walk you through how to use the new intelligent selection technology in Photoshop to make complex selections quickly and easily. You'll then learn how to use the Content-aware Fill feature to make unwanted objects vanish ... sharpen images ... perfect skin tones ... and make dynamic nondestructive adjustments. No more struggles with dialog boxes that lock you in and make it hard to execute needed adjustments. It couldn't be easier—or more enjoyable—to perform digital “makeovers” on the people in your images.

Session 4:

The secrets to great color and stunning special effects

You don't have to settle for color that's just not right—or special effects that fall flat. In this session, you'll learn how to kick Photoshop into high gear and start creating flawless projects that pack a punch. You'll get easy-to-remember tips for controlling the colors and lights in your work environment. You'll learn how to work with different color modes as well as how to create HDR (High Dynamic Range) images that range from photorealistic to surreal. Plus, you'll find out how to use the Decontaminate Colors feature to replace color fringes with the color of fully selected pixels nearby. Pull out all the stops—nothing will hold you back after this how-to session.

Session 5:

How to save time by automating Photoshop actions

Are you still manually repeating the same selections, keystrokes and mouse clicks over and over every day? That's so old school. If you want to learn the automation secrets the pros use to save time and effort, this session is for you. You'll learn how to use the Actions Panel to automate time-consuming and even complicated actions, create Tool presets to remember your most-used settings and speed up work flow and use Layer Comps to take a snapshot of which layers are on and off. You'll also learn a powerful way to rename bulk files in an orderly system and create a Smart collection that automatically includes all photos that meet the criteria you set.

To enroll, call toll free 1-800-867-4340, on-line at www.compumaster.net or fax us at 1-913-432-4930

Conference at a Glance

Opening session: 8:30 – 9:25 a.m.

Photoshop® Wizardry: A behind-the-scenes look at how digital masterpieces are created

TRACK ONE:

Mastering the Basics of Photoshop

MORNING

Session 1: 9:30 – 10:30 a.m.

- Touring the Photoshop environment

Session 2: 10:45 – 11:45 a.m.

- Customizing your Photoshop

AFTERNOON

Session 3: 1:00 – 2:00 p.m.

- Taking the mystery out of layers

Session 4: 2:15 – 3:15 p.m.

- It's all in the selection

Session 5: 3:30 – 4:30 p.m.

- Let Photoshop bring out the creativity in you

TRACK TWO:

Secrets, Techniques and Methods for Photoshop Pro

MORNING

Session 1: 9:30 – 10:30 a.m.

- Tapping the creative power of layers, masks and channels

Session 2: 10:45 – 11:45 a.m.

- Ready to upgrade? Here's the buzz on Photoshop's best new features

AFTERNOON

Session 3: 1:00 – 2:00 p.m.

- Turn so-so images into sensational ones! Picture-perfect repairs and touch-ups

Session 4: 2:15 – 3:15 p.m.

- The secrets to great color and stunning special effects

Session 5: 3:30 – 4:30 p.m.

- How to save time by automating Photoshop actions



On-site training and keynote speaking ...

We can deliver this conference right to your company's door or provide customized, you-pick-the-day training on any program pertinent to your organization's training goals. Or let our staff of professional trainers add sparkle to your next corporate or association meeting with a stimulating keynote speech designed just for you. Whether you have 3 or 300 people to train, CompuMaster is the answer. For complete details and a no-obligation quote, call 1-800-867-4340 and ask for the on-site training department.

To enroll,

call toll free **1-800-867-4340**,
on-line at **www.compumaster.net**
or fax us at **1-913-432-4930**

Registration information

Your tuition is tax deductible. Even the government smiles on professional education. All expenses of Continuing Education (including registration fees, travel, meals and lodging) taken to maintain and improve professional skills are tax deductible according to Treasury Regulation 1.162-5 Coughlin vs. Commissioner, 203 F2d 307.

Continuing Education Credit: CompuMaster offers Continuing Education Credits based on program length and completion in accordance with the National Task Force for Continuing Education guidelines for attendance at our seminars (save this brochure and your Certificate of Attendance). Please contact your professional licensing board or organization to verify specific requirements. You may also contact us at 1-800-867-4340 for additional assistance.

CompuMaster is registered with the National Association of State Boards of Accountancy (NASBA) as a sponsor of continuing professional education on the National Registry of CPE Sponsors. State boards of accountancy have final authority on the acceptance of individual courses for CPE credit. Complaints regarding registered sponsors may be addressed to the National Registry of CPE Sponsors, 150 Fourth Avenue North, Suite 700, Nashville, TN 37219-2417. Web site: www.nasba.org. This conference qualifies for 7 CPEs. Previous work experience and/or background knowledge of Adobe® Photoshop® should be obtained before attending this conference. Program level: Advanced. For more information regarding administrative policies such as complaint and refund, please contact our offices at 1-800-867-4340.

Important information

Our registration table opens at 8:00 a.m. When you arrive at the hotel, please check the directory for the exact location of the conference. Our registrars will greet you, assist you with your registration (or collect your Express Admission Ticket), hand you your conference materials and direct you toward your seat. You'll also want to take the opportunity to meet other professionals from your local area. Introduce yourself! You may meet a new friend. Plan to be registered and ready to go by 8:20 a.m.

We begin at 8:30 a.m. on the dot and wrap up at 4:30 p.m. Lunch is on your own from 11:45 a.m. to 1:00 p.m. Why not invite another participant to dine with you? You can share information, review the morning and make the day even more enjoyable.

Parking. We do our best to find conference facilities that have all the pluses we look for: Convenient location, great meeting rooms, courteous staff and plenty of free parking. However, some facilities have paid parking only. You may want to check with the facility personnel to determine parking fees—often they can direct you to free parking just around the corner.

Audio/video recording. Our programs—both what you see and what you hear—are fully copyrighted by CompuMaster. No audio or video recording, please.

Still haven't picked up the phone?

More good reasons why you will want to attend this conference ...

- 1. Our trainers are the best ... period.** They're pros who have a proven track record of effectiveness, professionalism and expertise. And what's more, they're exciting communicators who'll provide you with one of the most interesting days you've ever spent.
- 2. We give you only the most important, important information.** There's a lot of information out there that could take you years to gather on your own. In one fast-paced day, we'll give you what we believe is the best, most important information to help you be the best you can be.
- 3. The value is unbeatable.** Not only is our enrollment fee a great value, when four or more enroll from the same organization, you'll enjoy a significant discount.
- 4. Our guarantee is unconditional, straightforward and the very best in the industry.** How can we be so confident? Because we work hard *before* the conference to make sure you're happy *after* the conference. Pertinent, up-to-date information you can really use, a convenient conference location, registrars who are courteous and helpful and speakers who grab your attention and take you on an exciting journey full of fun and *facts*. We believe you'll love every minute of it. Millions of satisfied participants from around the country are sold on CompuMaster workshops. Why not join them?

Your satisfaction guaranteed!

Your complete satisfaction is important to us. If you're dissatisfied for any reason, just return your conference materials and we'll issue you a refund or arrange for you to attend another CompuMaster program. It's that simple.

Yes, I can't wait to attend ...

The Conference for



For graphics, design and
Web professionals
at all experience levels

Locations and Dates

Check the box next to the city
where you'll attend

Enroll now—limited space available!

By phone: 1-800-867-4340
or 1-913-432-1400

On-line:
Enroll on-line at
www.compumaster.net

By e-mail:
enroll@skillpath.com

By fax: 1-913-432-4930

By mail:
Complete and mail enrollment form to:
CompuMaster
P.O. Box 804441
Kansas City, MO 64180-4441

Cancellations and substitutions. Cancellations received up to five working days before the conference are refundable, minus a \$10 registration service charge. After that, cancellations are subject to the entire conference fee, which you may apply toward a future conference. Please note that if you don't cancel and don't attend, you are still responsible for payment. Substitutions may be made at any time.

Registration information Please note: If you've registered by phone and paid with a credit card, it's not necessary to return this form.

Mr. _____ Title _____
Ms. _____

E-mail Address _____ (Program # _____)

Mr. _____ Title _____
Ms. _____

E-mail Address _____ (Program # _____)

Mr. _____ Title _____
Ms. _____

E-mail Address _____ (Program # _____)

Mr. _____ Title _____
Ms. _____

E-mail Address _____ (Program # _____)

Please list additional registrations on a separate sheet and attach.

Mr. _____ Title _____
Ms. _____

Approving Supervisor

Organization _____

Mailing Address _____

City, State, ZIP _____

Telephone _____ Ext. _____

Fax _____

Mailing information Please fill in the spaces below with the information that appears on your mailing label.

Your Preferred Customer Number: _____

Your VIP Number: _____

Payment information Please pay before the conference.

Please add applicable state and local tax to your payment for programs held in Hawaii, South Dakota and West Virginia.

Confirming phone registration: # _____

Check enclosed payable to: **CompuMaster**
Mail to: CompuMaster, P.O. Box 804441, Kansas City, MO 64180-4441

Check # _____ Check amt. _____ Card number _____

Purchase order attached: # _____ Expiration date _____

Invoice my organization
Attention: _____ Signature _____



Charge to: MasterCard Visa
 AmEx Discover

CompuMaster's **FREE** e-newsletter—get it today!

Our e-newsletter brings some of the greatest ideas from our most popular courses right to your desktop or laptop. It's easy, it's free—and it has something for everyone in your organization: Skill-building articles, software tricks, seminar schedules and special discounts. Subscribe yourself—and all the key members of your staff—today at www.compumaster.net.

**To enroll,
call toll free
1-800-867-4340,
or on-line at
www.compumaster.net**

CompuMaster


SOLUTIONS THAT WORK

a division of The Graceland College Center for Professional Development and Lifelong Learning, Inc.

6900 Squibb Road
P.O. Box 2768
Mission, KS 66201-2768

NONPROFIT ORG.
U.S. POSTAGE
PAID
Graceland College Center
for Professional Development
and Lifelong Learning, Inc.

Time-Sensitive Material



*Be faster and more productive than ever—
in just one day!*

CMCONPS #03121 **A**

PLEASE  RECYCLE

Printed in the USA

